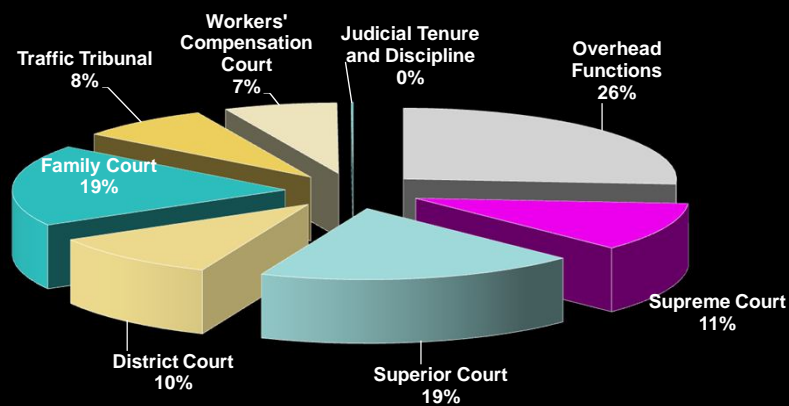


# *Rhode Island Judiciary Governor's FY 2014 and FY 2015 Recommendations*

Staff Presentation to the House  
Finance Committee  
February 27, 2014

## *FY 2015 Department*



## Summary By Fund Source

(In Millions)	Enacted	FY 2014 Gov. Rev.	FY 2015 Governor
General Revenues	\$91.7	\$91.4	\$92.4
Federal Funds	2.6	2.1	1.9
Restricted Receipts	11.8	11.8	11.8
Other Funds	1.5	2.2	1.4
<b>Total</b>	<b>\$107.6</b>	<b>\$107.5</b>	<b>\$106.5</b>

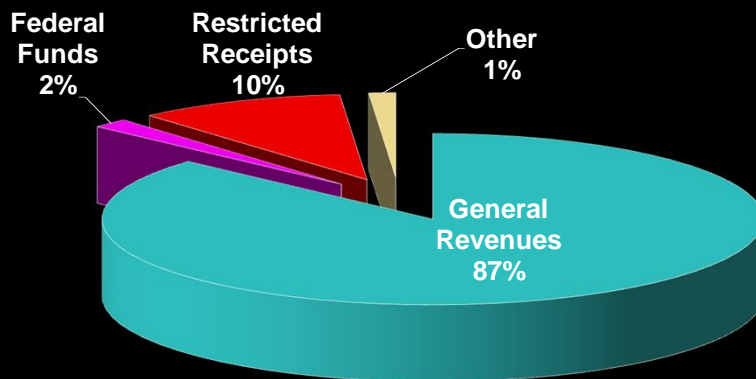
3

## Summary By Fund Source

Change to Enacted (In Millions)	FY 2014 Gov. Rev.	FY 2015 Governor
General Revenues	(\$0.3)	\$0.7
Federal Funds	(0.6)	(0.7)
Restricted Receipts	0.03	(1.0)
Other Funds	0.7	(0.2)
<b>Total</b>	<b>(\$0.1)</b>	<b>(\$1.1)</b>

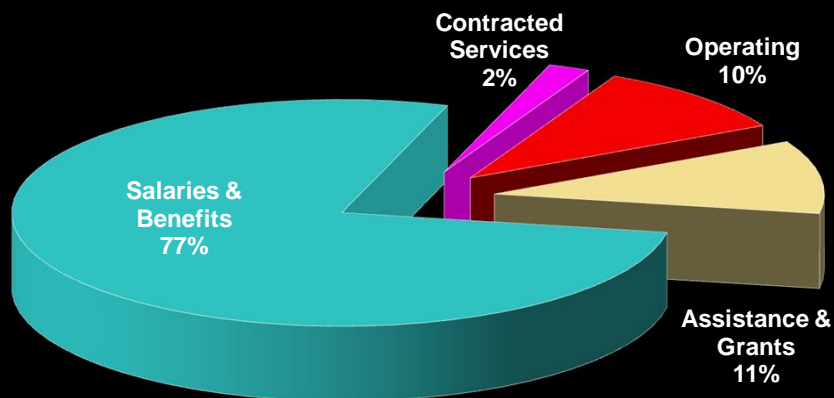
4

## FY 2015 Governor by Source



5

## FY 2015 Governor Expenditures



6

## *Full-Time Equivalent Positions*

<b>Full-Time Positions</b>	<b>FTEs</b>	<b>Chg. To Enacted</b>
Enacted Authorized	726.3	-
FY 2015 Request	726.3	-
FY 2015 Governor	726.3	-
FY 2013 Average Filled	669.7	(56.6)
Filled as of February 24 <sup>th</sup>	686.5	(39.8)

7

## *Governor's FY 2014 Revisions*

- R.I.G.L. 35-3-5 provides that Governor recommends request without revisions
- Statewide Benefit Savings
  - ◆ Request based on enacted budget planning values
  - ◆ Revised recommendation updates values
  - ◆ \$0.5 million of general revenue savings

8

## *Governor's FY 2014 Revisions*

- \$0.7 million less for personnel
  - ◆ Reflects filled positions
  - ◆ Shift of restricted receipts from indirect cost recoveries to fund personnel
  - ◆ Department requested to use funding for its new case management system

9

## *Governor's FY 2014 Revisions*

- New Case Management System
  - ◆ Computers, servers and software
  - ◆ Electric filing for all courts
  - ◆ Increased efficiency for data management
  - ◆ Budget Office programmed restricted receipts for personnel

10

## *Governor's FY 2014 Revisions*

- New Case Management System
  - ◆ \$4.2 million total
  - ◆ Governor recommends funding from COPS
  - ◆ Not contained in budget documents
  - ◆ Was included in supporting documents for Section 2 of Article 4
    - Heard on February 26th

11

## *Governor's FY 2014 Revisions*

- First quarter report
  - ◆ Projected a deficit of \$1.6 million
- Corrective Action Plan
  - ◆ Focused on personnel
  - ◆ Shifted \$0.1 million to federal grant
  - ◆ Shifted \$0.2 million to small claims mediation restricted account
- Governor includes the shifts

12

## *Governor's FY 2014 Revisions*

- Court Technology
  - ◆ \$0.4 million more than enacted
  - ◆ Reflects increases for software and maintenance agreements
  - ◆ Not associated with case management system

13

## *Governor's FY 2014 Revisions*

- Rhode Island Capital Plan Projects
  - ◆ \$0.7 million more than enacted
  - ◆ Projects throughout court system
    - HVAC - \$0.2 million more
    - Asset Protection - \$0.2 million more
    - Murray Judicial Complex - \$0.3 million more

14

## Target Reductions

- Budget Office General Revenue Target
  - ◆ \$86.5 million
  - ◆ Reflects 7% reduction of \$5.8 million
- FY 2015 Request
  - ◆ \$96.3 million
  - ◆ \$9.8 million above Budget Office target

15

## FY 2015 Summary: By Issue

<i>Change to Enacted (In Millions)</i>	<i>General Revenue</i>	<i>All Funds</i>
Salaries and Benefits	\$0.4	\$0.4
Case Management System	-	(1.1)
Court Technology	0.4	0.4
Other Overhead Functions	(0.2)	(0.3)
Capital Projects	-	(0.2)
All Other Changes	0.1	(0.3)
<b>Total</b>	<b>\$0.7</b>	<b>(\$1.1)</b>

16



## *FY 2015 Summary: By Program*

<i>Change to Enacted</i>	<i>Gen. Rev.</i>	<i>All Funds</i>
Overhead	\$221,949	\$19,637
Supreme Court	(108,029)	(1,262,054)
Superior Court	52,864	1,866
District Court	(547,099)	(552,119)
Family Court	423,311	(124,828)
Traffic Tribunal	697,427	697,427
Workers' Comp. Court	-	90,580
Judicial Tenure & Disc.	(114)	(114)
<b>Total</b>	<b>\$740,309</b>	<b>\$1,129,605</b>

17

## *Overhead Functions*



## *Pay-go Pensions*

- 7 judges still working that are not part of the pension system
  - ◆ Did not contribute until recent pension reform
- All are eligible now for some pension
  - ◆ 3 eligible for full benefits (100%)
  - ◆ 4 eligible for reduced benefits (75%)
- FY 2015 total funding - \$6.0 million

19

## *FY 2015 Court Technology*

- \$5.7 million from general revenues
  - ◆ Computer systems and maintenance
  - ◆ Software and technical training
  - ◆ 24/7 network monitoring
  - ◆ Interagency help desk
- \$0.4 million more
  - ◆ Software agreements
  - ◆ Maintenance contracts

20

## *FY 2015 Facilities and Operations*

- \$6.5 million from general revenues
  - ◆ Custodial and maintenance
  - ◆ Security services
- Expenses appear in other budgets
- \$0.2 million more for FY 2015 to reflect allocation of operating expenses to non-judicial agencies occupying courthouse space

21

## *FY 2015 Finance, Budget and Employee Relations*

- \$1.9 million from general revenues
  - ◆ Finance and budget
  - ◆ Employee relations
- \$0.1 million more than enacted
  - ◆ Reflects decreased turnover savings due to filling of vacant positions

22

## *FY 2015 Community Outreach and Public Support*

- \$0.9 million from general revenues
  - ◆ Supports interpreter services
  - ◆ Informational programs
  - ◆ Educate public about services, programs and activities of the Judiciary
- Integrated Civics Education
  - ◆ Teaches school children about the Justice System

23

## *FY 2015 Planning*

- \$0.2 million from general revenues
  - ◆ Quarterly reports
  - ◆ Performance measures
  - ◆ Coordinates diversity training programs for new attorneys and court employees
  - ◆ Monitors certain grants
  - ◆ Assists in special technology projects

24

## *FY 2015 Education*

- \$0.3 million from general revenues
  - ◆ Oversees mandatory continuing legal education for approximately 6,000 attorneys statewide
  - ◆ Education program for judges and magistrates
  - ◆ Facilitates reciprocal compliance for multi-state licensed attorneys

25

## *FY 2015 Clerks & Records Center*

- \$3.2 million from general revenues
  - ◆ Legal research
  - ◆ Writing assistance to judges and magistrates
  - ◆ Record storage
- Records Storage
  - ◆ Judicial Records Center in Pawtucket
  - ◆ Semi-active, inactive and archival
  - ◆ Active records at each respective court

26

## *FY 2015 Disciplinary Board Counsel*

- \$1.3 million from restricted receipts
  - ◆ \$200 annual fee from active attorneys
- Disciplinary Board
  - ◆ Processes disciplinary complaints filed against RI attorneys
  - ◆ Oversees the Office of Disciplinary Counsel
  - ◆ Investigates allegations of attorney misconduct

27

## *FY 2015 Law Library*

- \$1.3 million from general revenues
- The State Law Library
  - ◆ Resource for Judges, Magistrates and attorneys
  - ◆ Publicly accessible legal reference service
  - ◆ Over 110,000 volumes and computer aided legal research

28

## *FY 2015 Law Library*

- \$0.3 million less than enacted
  - ◆ Reflects reductions for subscriptions and other services
  - ◆ Currently unclear if savings are achievable
  - ◆ May negatively impact daily research
  - ◆ Possibility to increase electronic research

29

## *FY 2015 Appellate Screening Unit*

- \$0.8 million from general revenues
  - ◆ Supports the central staff attorney's office for the Supreme Court
  - ◆ Screens all civil and criminal appeals
  - ◆ Mission is to increase efficiency of processing appeals in the Supreme Court

30

## *FY 2015 Board of Bar Examiners*

- \$0.1 million from general revenues
  - ◆ Supports the Board of Bar Examiners
  - ◆ Administers the RI Bar exam
  - ◆ Funding for 1.0 position
  - ◆ Operating expenses

31

## *FY 2015 Indigent Defense*

- \$3.5 million from general revenues
  - ◆ Consistent with enacted and revised levels
  - ◆ Court appoints legal representation when Public Defender has a conflict of interest
- Actual expenditures
  - ◆ FY 2011 - \$3.4 million
  - ◆ FY 2012 - \$3.2 million
  - ◆ FY 2013 - \$3.4 million

32



## *Individual Courts FY 2015 Recommendation*

### *Supreme Court*

- Final court of review
- Only constitutionally established court
- \$33.7 million for operations and 161.7 positions

## *Supreme Court*

- Includes \$27.9 million for overhead functions
- Excluding overhead
  - ◆ \$1.6 million less than enacted
  - ◆ \$0.2 million more for capital projects
  - ◆ \$0.1 million less for personnel
    - Reflects filled positions
    - Revised benefit rates

35

## *Superior Court*

- Jurisdiction over all felony and misdemeanor cases appealed or waived from District Court
- \$22.7 million to support operations and 165.7 positions
  - ◆ \$13,488 more than enacted
  - ◆ \$0.1 million more than enacted from general revenues

36

## *District Court*

- Jurisdiction
  - ◆ Small claims
  - ◆ Violations of municipal ordinances and regulations
  - ◆ Misdemeanors when right to jury trial is waived
- \$12.3 million for operations and 93.0 positions

37

## *Family Court*

- Cases involving
  - ◆ Juveniles
  - ◆ Parental neglect or abuse
  - ◆ Paternity issues
  - ◆ Divorces
- \$21.0 million to support operations and 173.7 positions
  - ◆ \$0.2 million less than enacted
  - ◆ Contracted service reductions offset by funding to restore 3.0 positions assumed vacant

38

## *Traffic Tribunal*

- Civil traffic violations
  - ◆ License suspensions
  - ◆ DOT and DEM violations
  - ◆ Littering
- \$8.8 million to support operations and 78.2 positions
  - ◆ \$0.7 million more than enacted to reflect restoration of turnover savings for 6.0 positions

39

## *Workers' Compensation Court*

- Adjudicates all workers' compensation cases
  - ◆ Including rehabilitation of injured employees
- \$7.9 million from restricted receipts to support operations and 50.0 positions
  - ◆ Restoration of turnover savings for 1.5 positions
  - ◆ Adjustments to benefit costs

40

## Judicial Tenure and Discipline

- Judicial Tenure and Discipline Commission
  - ◆ Conducts investigations of judges suspected or charged with misconduct
- 14 member commission serves without compensation
- Funding essentially as enacted

41

## FY 2015 – 2019 Capital Plan

<i>Project</i>	<i>Status</i>	<i>Cost</i>	<i>Financing</i>	<i>End Date</i>
Noel Shelled Courtroom	Revised	\$8.4 M	RICAP	Post FY 2019
Licht Complex Restoration	Revised	\$5.0 M	RICAP	Post FY 2019
Asset Protection	Revised	\$9.7 M	RICAP	Perpetual

42

## *FY 2015 – 2019 Capital Plan*

<i>Project</i>	<i>Status</i>	<i>Cost</i>	<i>Financing</i>	<i>End Date</i>
System-wide HVAC	Ongoing	\$8.0 M	RICAP	FY 2019
Information Technology	Ongoing	\$13.9 M	RICAP	FY 2014
Murray Judicial Complex	Ongoing	\$0.9 M	RICAP	FY 2014

43

## *Rhode Island Judiciary Governor's FY 2014 and FY 2015 Recommendations*

Staff Presentation to the House  
Finance Committee  
February 27, 2014